



**QUICK·STEP®**


FLOOR DESIGNERS



**LAMINATE**

Confidence at your feet





WITH QUICK-STEP, YOU'RE ALWAYS A STEP AHEAD	04
WATERPROOF SURFACE	06
LAMINATE - PET FRIENDLY	08
TOOLS TO HELP YOU CHOOSE	20
BEAUTY COMES IN MANY SIZES	22
OUR LAMINATE COLLECTIONS	24
STEP BY STEP TOWARDS CIRCULARITY	38
Q&A	40
LAMINATE ACCESSORIES	42



*Quick-Step helps you create  
your dream home*

We make sure you have peace of mind. Whether you are a quality seeker or love to follow the latest interior trends, Quick-Step is the smart choice for you. Creating and innovating is in our DNA. We have a passion for craftsmanship and continue to innovate in materials, technologies and design so you can choose a stylish floor that suits you and lasts a lifetime.

Always a  
step ahead

**So, you can take a step  
back and relax**

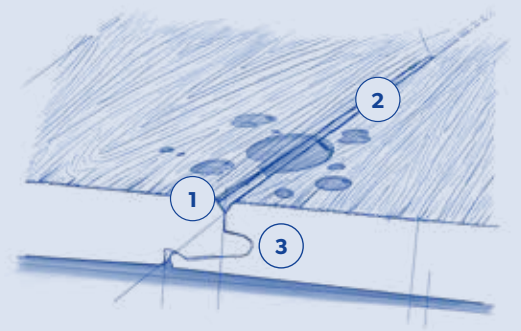
## *Quick-Step laminate is the logical choice*

Thanks to our continuous innovation, you get the perfect blend of style, comfort and durability in every Quick-Step laminate floor without any compromise.



# 100% waterproof surface


*Quick-Step guarantees 100% watertight surface complete with wet warranty.*



- ① Our unique bevel: our top layer is pressed into the bevel, creating a closed surface.
- ② All edges are protected with our in-house developed HydroSeal coating.
- ③ Our ultra-strong Unizip and Uniclic locking system.

- ✓ Not a single drop of water gets through the bevels.
- ✓ Over 10 years of watertight technology, to give you confidence and peace of mind.
- ✓ Wet cleaning without a single worry.





# Laminate is the perfect floor for you and your pet

Pets bring life to your home, and we love that! But are you wondering what floor is the best choice for both you and your pet? You want an easy to maintain floor that can withstand your dog's muddy paws and cat's scratch-marks.

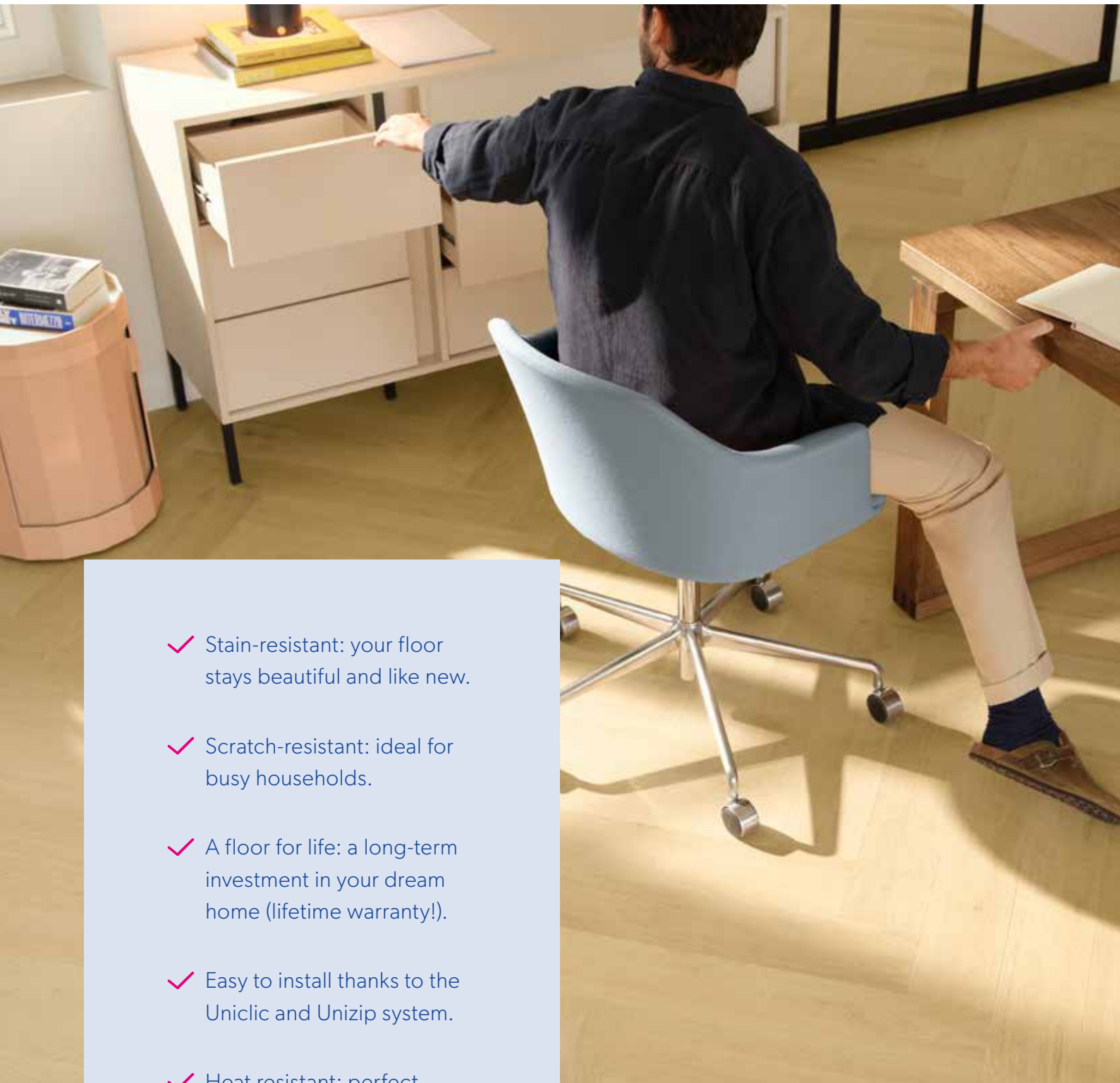
All Quick-Step laminate floors are very resistant to stains and scratches. Making them not just beautiful to look at and live on, but also extremely tolerant of our furry friends. Moreover, all of our laminate floors (excluding Classic and Creo range) come complete with Pet Warranties.



PEN4763

5 extra tips to keep your pet-friendly floor in tip-top condition:

- 1 Create an entrance area at your front door with a doormat and maybe some wipes at the ready.
- 2 Only use Quick-Step's cleaning products to safeguard your floor's guarantee!
- 3 Accidents can happen, is there a deep scratch in your floor despite everything? No worries, the Quick-Step wax repair kit can fix it in most cases!
- 4 Get a pad for underneath your pet's water and food bowls.
- 5 When cleaning up paw prints on your floor, make sure your mop is damp – never soaking wet!
- 6 Wipe up pet "accidents" immediately upon discovery.



- ✓ Stain-resistant: your floor stays beautiful and like new.
- ✓ Scratch-resistant: ideal for busy households.
- ✓ A floor for life: a long-term investment in your dream home (lifetime warranty!).
- ✓ Easy to install thanks to the Uniclic and Unizip system.
- ✓ Heat resistant: perfect partner for underfloor heating.





IMD8243

## Visualise our floors in your own interior with our RoomViewer

Having doubts about which Quick-Step floor suits your interior best? No problem! Thanks to the online RoomViewer, you can preview any floor in your own interior to help you make the right choice.



SCAN THE QR CODE TO ACCESS THE ROOMVIEWER





MJ3554

# Bring nature inside

*Quick-Step laminate brings nature into your home.*



- ✓ Quick-Step laminate consists of 80% wood.
- ✓ 100% recovered wood: 'by-product' from residual stock and responsible forest management.
- ✓ Every floor creation starts from nature, by our in-house floor creators, resulting in authentic and detailed wood looks.
- ✓ On trend today and tomorrow: thanks to our designers following the latest trends.





IMPRESSIVE  
IM1854



PERSPECTIVE  
NATURE  
PEN4748





CREO  
CRH3181





PERSPECTIVE  
NATURE  
PEN4756



MAJESTIC  
MJ3553



MUSE  
MUS5484





CLASSIC  
CLM5787



MAJESTIC  
MJ3551



## Order a sample

Curious to see what your floor of choice would look and feel like in reality?  
Do you want to find out if it matches your furniture, wall colour, your style...?  
Order your free flooring samples from our website and see for yourself.



FIND A LOCAL DEALER ON [/// QUICK-STEP.CO.NZ](http://www.quick-step.co.nz)

# Tools to help you choose



## RoomViewer: choosing made easy

Wondering what your living room, kitchen or bedroom would look like with a Quick-Step laminate floor? It's possible! With the Quick-Step RoomViewer: our handy AI tool gives you a preview of a laminate floor in your own interior.

So, you can always make the right choice.



SCAN THE QR CODE  
TO ACCESS  
THE ROOMVIEWER

# Beauty comes in many sizes

## COLLECTIONS

## DIMENSIONS

MAJESTIC



2050 x 240 x 9.5mm

PERSPECTIVE NATURE



1380 x 212 x 9mm

IMPRESSIVE



1380 x 190 x 8mm

CLASSIC




1200 x 190 x 8mm

CREO



1200 x 190 x 7mm

IMPRESSIVE DESIGN



655 x 131 x 8mm

MUSE



1200 x 396 x 8mm

### PRESSED BEVEL

The bevel fits the character of the floor perfectly. The colour, design and structure of the plank are visible throughout the bevel.

### IMPRESSION BEVEL

An effect that gives you the impression of bevels and gives the floor the look of real planks.



BOX	BEVELS	CLASS	INSTALLATION	WARRANTY
6 planks = 2.952m <sup>2</sup>		CLASS 32	PATENTED TECHNOLOGY	<ul style="list-style-type: none"> <li>✓ LIFETIME WARRANTY DOMESTIC USE</li> <li>✓ 15 YEAR WET WARRANTY</li> <li>✓ 15 YEAR PET WARRANTY</li> </ul>
7 planks = 2.048m <sup>2</sup>		CLASS 32	PATENTED TECHNOLOGY	<ul style="list-style-type: none"> <li>✓ LIFETIME WARRANTY DOMESTIC USE</li> <li>✓ 15 YEAR WET WARRANTY</li> <li>✓ 15 YEAR PET WARRANTY</li> </ul>
7 planks = 1.835m <sup>2</sup>		CLASS 32	PATENTED TECHNOLOGY	<ul style="list-style-type: none"> <li>✓ LIFETIME WARRANTY DOMESTIC USE</li> <li>✓ 15 YEAR WET WARRANTY</li> <li>✓ 15 YEAR PET WARRANTY</li> </ul>
7 planks = 1.596m <sup>2</sup>		CLASS 32	PATENTED TECHNOLOGY	<ul style="list-style-type: none"> <li>✓ LIFETIME WARRANTY DOMESTIC USE</li> <li>✓ 10 YEAR WET WARRANTY</li> </ul>
8 planks = 1.824m <sup>2</sup>	<b>0 BEVEL</b>	CLASS 32	PATENTED TECHNOLOGY	<ul style="list-style-type: none"> <li>✓ LIFETIME WARRANTY DOMESTIC USE</li> <li>✓ 10 YEAR WET WARRANTY</li> </ul>
14 planks = 1.201m <sup>2</sup>		CLASS 32	PATENTED TECHNOLOGY	<ul style="list-style-type: none"> <li>✓ LIFETIME WARRANTY DOMESTIC USE</li> <li>✓ 15 YEAR WET WARRANTY</li> <li>✓ 15 YEAR PET WARRANTY</li> </ul>
4 planks = 1.901m <sup>2</sup>		CLASS 32	PATENTED TECHNOLOGY	<ul style="list-style-type: none"> <li>✓ LIFETIME WARRANTY DOMESTIC USE</li> <li>✓ 15 YEAR WET WARRANTY</li> <li>✓ 15 YEAR PET WARRANTY</li> </ul>

**CLASS 32:** for residential use.  
Normal daily use in ordinary living spaces.

**WARRANTY CONDITIONS** **QUICK-STEP.CO.NZ**

# MAJESTIC

— MJ: 2050 x 240 x 9.5mm | Box = 6 planks = 2.925m<sup>2</sup> | 4 bevels



**Valley oak light beige**



**MJ3554**  
Incizo QSINCP03554

**Desert oak light natural**



**MJ3550**  
Incizo QSINCP03550

**Woodland oak beige**



**MJ3545**  
Incizo QSINCP03545

**Valley oak light brown**



**MJ3555**  
Incizo QSINCP03555

**Desert oak brushed grey**



**MJ3552**  
Incizo QSINCP03552

**Blackbutt**



**MJ4253**  
Incizo QSINCP03805

**Desert oak warm natural**



**MJ3551**  
Incizo QSINCP03551

**Spotted gum**



**MJ4254**  
Incizo QSINCP04446

**Desert oak brushed dark brown**



**MJ3553**  
Incizo QSINCP03553

An extra-large format, natural look and watertight technology make a Majestic laminate floor the perfect choice for creating a truly regal interior with a spacious feel.



Woodland oak brown



**MJ3548**

Incizo QSINCP03548


MJ3548

# PERSPECTIVE NATURE

— PEN: 1380 x 212 x 9mm | Box = 7 planks = 2.048m<sup>2</sup> | 4 bevels



**Painted oak white**



**PEN4753**

Incizo QSINCP04753  
Stair cover QSSTRBSIG04753

**Soft patina oak**



**PEN4748**

Incizo QSINCP04748  
Stair cover QSSTRBSIG04748

**Brushed oak grey**



**PEN4765**

Incizo QSINCP04765  
Stair cover QSSTRBSIG04765

**Brushed oak beige**



**PEN4764**

Incizo QSINCP04764  
Stair cover QSSTRBSIG04764

**Patina oak brown**



**PEN4751**

Incizo QSINCP04751  
Stair cover QSSTRBSIG04751

**Patina oak grey**



**PEN4752**

Incizo QSINCP04752  
Stair cover QSSTRBSIG04752

**Brushed oak natural**



**PEN4763**

Incizo QSINCP04763  
Stair cover QSSTRBSIG04763

**Beige varnished oak**



**PEN4750**

Incizo QSINCP04750  
Stair cover QSSTRBSIG04750

**Brushed oak warm natural**



**PEN4762**

Incizo QSINCP04762  
Stair cover QSSTRBSIG04762

Perspective Nature is our most refined and watertight laminate floor, perfectly rendering nature's variations. The unprecedented attention to detail makes this laminate floor indistinguishable from real wood.

**Natural varnished oak**



**PEN4749**  
Incizo QSINCP04749  
Stair cover QSSTRBSIG04749

**Cracked oak natural**



**PEN4767**  
Incizo QSINCP04767  
Stair cover QSSTRBSIG04767

**Merbau**



**PEN4760**  
Incizo QSINCP04760  
Stair cover QSSTRBSIG04760

**Brushed oak brown**



**PEN4766**  
Incizo QSINCP04766  
Stair cover QSSTRBSIG04766

**Chic walnut**



**PEN4761**  
Incizo QSINCP04761  
Stair cover QSSTRBSIG04761

**Waxed oak brown**



**PEN4756**  
Incizo QSINCP04756  
Stair cover QSSTRBSIG04756

**Painted oak black**



**PEN4755**  
Incizo QSINCP04755  
Stair cover QSSTRBSIG04755

# IMPRESSIVE

IM: 1380 x 190 x 8mm | Box = 7 planks = 1.835m<sup>2</sup> | 4 bevels



**Ivory oak**



**IM8258**  
Incizo QSINCP08258  
Stair cover QSSTRBIM08258

**Cotton oak**



**IM8254**  
Incizo QSINCP08254  
Stair cover QSSTRBIM08254

**Classic oak beige**



**IM1847**  
Incizo QSINCP01847  
Stair cover QSSTRBIM01847

**Almond oak**



**IM8255**  
Incizo QSINCP08255  
Stair cover QSSTRBIM08255

**Dune oak**



**IM8259**  
Incizo QSINCP08259  
Stair cover QSSTRBIM08259

**Blackbutt**



**IM3805**  
Incizo QSINCP03805  
Stair cover QSSTRBIM03805

**Soft oak light brown**



**IM3557**  
Incizo QSINCP03557  
Stair cover QSSTRBIM03557

**Truffle oak**



**IM8256**  
Incizo QSINCP08256  
Stair cover QSSTRBIM08256

**Classic oak natural**



**IM1848**  
Incizo QSINCP01848  
Stair cover QSSTRBIM01848

Want a floor that brings the look and feel of nature into your home? Impressive has you covered! These gorgeous and strong laminate floors are completely watertight.

**Spotted gum**



**IM4446**  
Incizo QSINCP04446  
Stair cover QSSTRBIM04446

**Classic oak brown**



**IM1849**  
Incizo QSINCP01849  
Stair cover QSSTRBIM01849

**Soft oak light**



**IM1854**  
Incizo QSINCP01854  
Stair cover QSSTRBIM01854



IM1854

# CLASSIC

CLM/CL: 1200 x 190 x 8mm | Box = 7 planks = 1.596m<sup>2</sup> | 4 or 0\* bevels



**Sandy greige oak**



**CLM5791**  
Incizo QSINCP03361  
Stair cover QSINCP05791

**Desert greige oak**



**CLM5802**  
Incizo QSINCP05802  
Stair cover QSSTRBCLM05802

**Light classic oak**



**CLM5787**  
Incizo QSINCP05787  
Stair cover QSSTRBCLM05787

**Sandy oak**



**CLM5801**  
Incizo QSINCP05801  
Stair cover QSSTRBCLM05801

**Blackbutt light**



**CL4965\***  
Incizo QSINCP03805  
Stair cover QSSTRBCL04965

**Spotted gum**



**CL4966\***  
Incizo QSINCP04966  
Stair cover QSSTRBCL04966

**Honey brown oak**



**CLM5792**  
Incizo QSINCP05792  
Stair cover QSSTRBCLM05792

**Cocoa brown oak**



**CLM5793**  
Incizo QSINCP05793  
Stair cover QSSTRBCLM05793

**Warm brown oak**



**CLM5789**  
Incizo QSINCP05789  
Stair cover QSSTRBCLM05789

The Classic collection combines a waterproof surface with a balanced selection of colours and styles for a modern yet natural look and feel.



Raw oak



**CLM5788**  
Incizo QSINCP01856  
Stair cover QSSTRBCLM05788

CLM5788 & MUS5485

# CREO

CR: 1200 x 190 x 7mm | Box = 8 planks = 1.824m<sup>2</sup> |  $\frac{4}{1}$  or 0\* bevels



**Charlotte oak white**



**CRH3178**  
Incizo QSINCP03178

**Virginia oak natural**



**CRH3182**  
Incizo QSINCP01847

**Tennessee oak grey**



**CRH3181**  
Incizo QSINCP03181

**Tennessee oak light wood**



**CRH3179**  
Incizo QSINCP03179

**Tennessee oak natural**



**CRH3180**  
Incizo QSINCP03180

The grooveless planks of the Creo collection have a streamlined appearance and a waterproof surface.



Louisiana oak natural



**CRH3176**  
Incizo QSINCP03176

CRH3176

# MUSE

══ MUS: 1200 x 396 x 8mm | Box = 4 planks = 1.901m<sup>2</sup> | 4 bevels



**Chalk**



**MUS5487**  
Incizo QSINCP05487

**Stained concrete**



**MUS5491**  
Incizo QSINCP05491

**Limestone**



**MUS5486**  
Incizo QSINCP05486

**Dusky bluestone**



**MUS5485**  
Incizo QSINCP05485

**Grey slate**




**MUS5493**  
Incizo QSINCP05493

**Fumed bluestone**



**MUS5484**  
Incizo QSINCP05484

**Black slate**



**MUS5492**  
Incizo QSINCP05492

The most true-to-nature stone collection.  
This floor combines waterproof surface  
and scratch resistance with the sharpest  
prints and colour variations.



Grey concrete



**MUS5488**  
Incizo QSINCP05488

MUS5488

# IMPRESSIVE DESIGN



IMD: 655 x 131 x 8mm | Box = 14 planks = 1.201m<sup>2</sup> | 4 bevels



**Ginger oak**



**IMD8246**

Incizo QSINCP08258

**Nutmeg oak**



**IMD8243**

Incizo QSINCP08255

**Cardamom oak**



**IMD8242**

Incizo QSINCP08254

**Cinnamon oak**

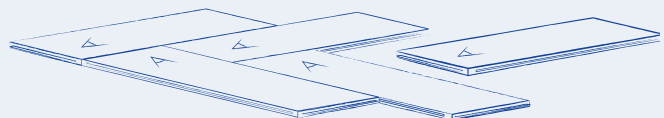


**IMD8244**

Incizo QSINCP08256

Elevate your interior to a whole new level. The herringbone pattern of Impressive Design makes any room feel nothing short of majestic.

## Creating a herringbone pattern?



Ordinarily, you'd need two different types of planks, A and B, which would mean slower and trickier installation. Not with our Impressive Design. Our herringbone floor has one ingenious type of plank that clicks on both sides, thanks to the Unizip system. You'll have a beautiful new herringbone floor in no time!



# Step by step towards circularity

*Sustainability isn't just a hype word for us. It's at the core of everything we do. Apart from the fact that all our Quick-Step laminate is created, developed and made in Europe, there's a lot of other reasons our laminate floors are the most sustainable on the market.*





PEN4762

### ✓ **Floor to floor-principle**

Our floors are designed to be recyclable. Using our innovative technology, we're the only ones in the industry who are able to recycle the core (HDF) at the end of its life, giving it a new purpose. From your old floor to a new one, you can be confident you've made a responsible choice.

### ✓ **Real, recovered and sustainable wood**

Quick-Step laminate floors consists of 80% wood. The core of our floors (HDF) is made with 100% recovered wood, which is a byproduct from sawmills and roadside greenery maintenance. We focus on getting the most out of existing materials, rather than using up new resources. We're also PEFC certified, which ensures that our wood comes from sustainably managed forests.

### ✓ **Green energy**

Any wood waste that isn't suitable for reuse in laminate flooring is repurposed into green energy. For instance, the wood dust created during the sawing and sanding of our planks is too fine to recycle, but it serves as an effective heat source for our drying machines and presses. As a result, 70% of the heat needed for our laminate production is powered by green energy.

WANT TO KNOW  
MORE ABOUT OUR  
SUSTAINABILITY STORY?  
SCAN THE QR CODE



# Question & answer

*Discover all you need to know about Quick-Step laminate*

## *How do I clean my Quick-Step laminate floor?*

SCAN THE QR CODE FOR  
MAINTENANCE GUIDE



Dry and wet! Ideally, the floor should be swept or vacuumed on a weekly basis and washed monthly with water and cleaning products. We recommend using the Quick-Step Floor cleaner and Spray kit. Quick-Step Spot cleaner is perfect for stubborn stains, such as ink, paint or red wine.

If you enjoy the sanitising benefits of a steam mop you can clean with confidence, knowing they can be used on all Quick-Step laminate floors featuring a waterproof surface.

\*Excludes Classic and Creo ranges

Our laminate floors are stain and scratch resistant, which keeps them looking like new. Quick-Step laminate is an investment in your dream home: you get a lifetime warranty and a timeless floor in return.

## *Is Quick-Step laminate stain proof?*

*Can I easily install  
my Quick-Step  
lamine floor  
myself?*

Thanks to our Uniclic and Unizip system, you can install your floor just like that. The advantages? No glue, no stains, no mess. With our user-friendly installation instructions, your floor can be installed in no time, and walked on right away. Check our website for extra tips and videos.

Of course! Our laminate floors are heat-resistant, making them the perfect partner for homes with underfloor heating (or cooling).

*I have underfloor  
heating in my living  
room. Can I lay  
Quick-Step laminate  
there?*



# Everything you need for your laminate floor

Your dream home isn't finished when you select your floor.  
Creating your perfect interior means selecting the right  
accessories for your chosen floor.

1

## INSTALLATION

It is easy to install a floor yourself.  
We've got everything you need.

2

## FINISHING

From incizo to stairs: find out about all  
accessories for a perfect finish.



3

## MAINTENANCE

Installed your floor? Keep it in top condition with our cleaning products.

## INSTALLATION

### UNDERLAYS

When installing a laminate floor, choosing the right underlay is essential. Besides creating a level base, it also provides excellent acoustic insulation while reducing creaking noises. On top of that, your underlay offers perfect protection from rising damp.



Quiet-Step Combi-Lay  
NZC-LAY20FS / NZC-LAY50FS  
Thickness: 2 mm - Roll: 20/50m<sup>2</sup>

Quiet-Step Combi-Lay is the first choice where a quiet step sound and maximum reduction in multi-storey noise is required. This high density underlay has no match when it comes to reducing foot fall noise, with a reduction of up to 30% over standard underlays.



Combi-Lay Standard  
NZQSC-LAY20FS / NZQSC-LAY50FS  
Thickness: 2 mm - Roll: 20/50m<sup>2</sup>

Combi-Lay Standard is no normal underlay. The dense, closed cell polyolefin foam provides excellent support, with good reduction of both reflected and impact noise.

Quick-Step underlay combines the right balance of noise reduction, compression, slip and damp proof characteristics into one affordable solution.

### INSTALLATION TOOLS

Everything you need for a fast and effortless installation.



Installation set  
QSTOOLA

Set with a tapping block to easily click planks together, a pulling bar for hard-to-reach places and spacers to provide perfect expansion joints (8 to 10 mm) between walls and floor.

### TOOLS FOR A WATERTIGHT FINISH

The Hydrokit provides a perimeter water seal using foam strip and soft silicone. This should be used in rooms where there is a chance of water flowing on the floor. Check with your local building regulations for suitability in bathrooms and laundries.




Foamstrip  
NEFOAMSTRIP20  
20 strips of 1 m x 10 mm

Fill up expansion joints with the Foamstrip and combine with the Hydrokit for a watertight finish of your floor. Invisible installation under profiles etc.



Hydrokit  
QSKITTRANSP  
310 ml

Transparent silicone to combine with the Foamstrip for a watertight finish of your floor. Invisible installation under profiles etc. Average use: 1 tube for 151m.



CRH3179

## FINISHING

### COLOUR-MATCHED PROFILES

One profile, five applications, always perfectly matched to your floor.



#### Incizo profile

QSINCP(-)

2150 x 48 x 13mm

TIP

Use the **supplied Incizo knife** to cut the profile into the desired shape.

#### Application 1

Connect two floors of different heights.



#### Application 2

Connect two floors of the same height.



#### Application 3

Finish your floor along walls or windows.



#### Application 4

Create a nice transition between your laminate floor and other flooring types.



### ALUMINIUM SUBPROFILE FOR STAIRS

Finish your stairs with the Incizo profile and the must-have aluminium subprofile (sold separately).



#### Incizo aluminium subprofile for stairs

NEINCPBASE(-)

#### Application 5

Finish your stairs and steps.



## STAIR COVER

Give your stairs the same look as your floor, with matching stair covers in identical material.




### Laminate Stair Cover - Bullnose

QSSTRBSIG(-) - Perspective Nature (Capture)  
1330 x 135 x 59mm

QSSTRBIM(-) - Impressive  
1330 x 113 x 59mm

QSSTRBCLM(-) - Classic  
1150 x 113 x 59mm

**Design option 1**  
Finish the vertical edge of your stairs in the same material as your laminate floor.



**Design option 2**  
Paint the vertical edge of your stairs.



## MAINTENANCE



Cleaning product 1L  
QSCLEANECO1000  
1L

Cleaning product specifically developed for Quick-Step floors. Cleans the surface thoroughly and safeguards its original appearance to maximise that 'new floor' experience.



Cleaning kit  
QSSPRAYKIT

Mop holder with refillable water tank and handy lever to easily moisten and mop your floor. Also includes a washable microfibre mop and 1L of Quick-Step Cleaning product. A sustainable choice to clean your floor.



Spot cleaner  
QSSPOTCLEAN

Biodegradable formula  
Removes the most persistent stains  
One solution for all Quick-Step floors.



Cleaning mop  
QSSPRAYMOP

Microfibre mop washable up to 60°C.  
Compatible with the Quick-Step Cleaning kit.



Repair kit  
QSREPAIR

A hard wax repair kit to beautifully repair accidental chips in your floor.  
Find detailed instructions at [quick-step.co.nz](http://quick-step.co.nz)

a brand of  UNILIN

Product images may differ from actual product. The availability of products, or the products themselves, may change at any time without notice. Content © 2026 - 2027 by Unilin BV, division Flooring. All rights reserved. The contents of this brochure may not be reproduced in whole or in part without prior written permission from the publisher.

Coverphoto: IMD8246

FOLLOW US ON



@quickstepfloors

@quickstepfloor

STEP BY STEP TOWARDS CIRCULARITY

---



 **QUICK-STEP.CO.NZ**